

A woman with long dark hair, wearing a dark blue shirt with a white pattern, is looking down at a tablet computer. She is standing in a dimly lit office at night, with blurred lights and office equipment in the background. The overall mood is professional and focused.

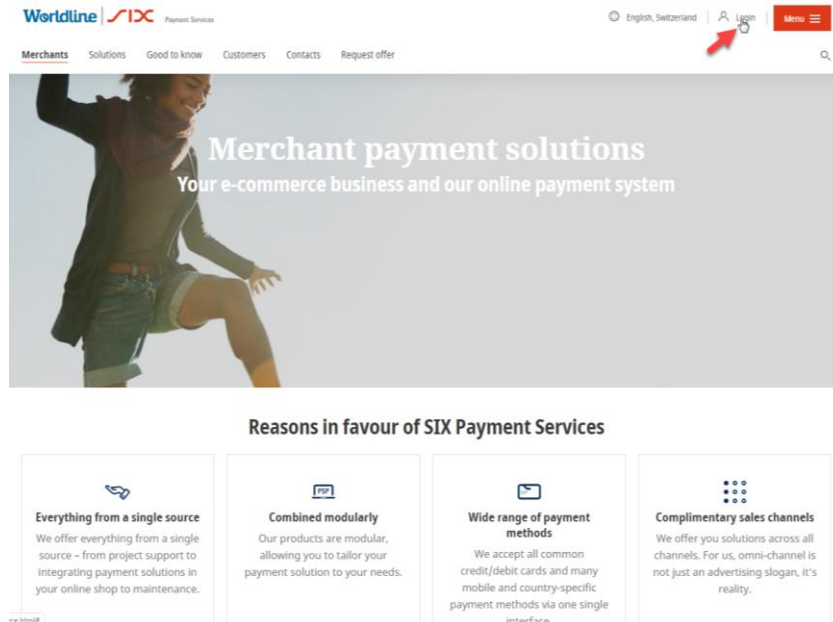
Manual

How to create
New JSON API Login

Worldline


Login to Saferpay

<https://www.six-payment-services.com/en/site/e-commerce.html>

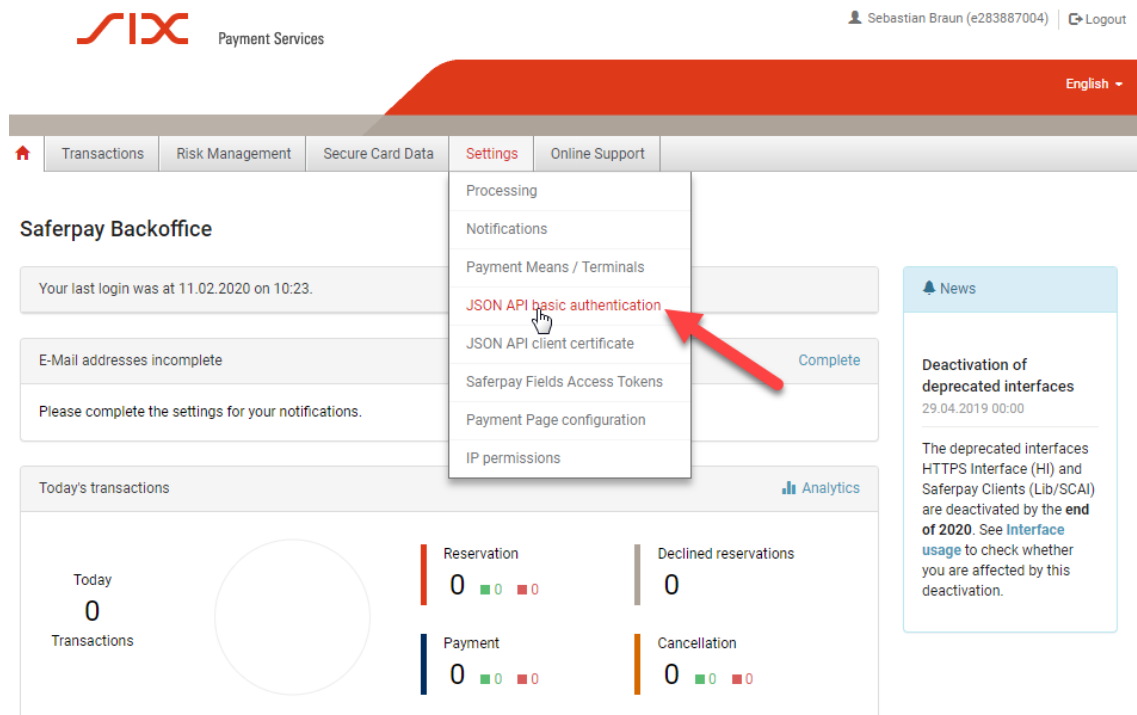


The landing page features the Worldline SIX Payment Services logo at the top. A navigation bar includes links for Merchants, Solutions, Good to know, Customers, Contacts, and Request offer. A 'Login' button is highlighted with a red arrow. The main banner reads 'Merchant payment solutions' and 'Your e-commerce business and our online payment system'. Below this, a section titled 'Reasons in favour of SIX Payment Services' lists four benefits: 'Everything from a single source', 'Combined modularly', 'Wide range of payment methods', and 'Complimentary sales channels'.

SELECT YOUR SERVICE


- myPortal
- myPayments
- Saferpay E-Payment 
- topasPMS
- PCI DSS Merchant Compliance Portal
- Giftcard Web Portal
- SecurID - Login
- Partner-Extranet
- mCashier Portal
- iEx

Settings -> JSON API basic authentication



The screenshot shows the Saferpay Backoffice interface. The top navigation bar includes 'Transactions', 'Risk Management', 'Secure Card Data', 'Settings' (highlighted), and 'Online Support'. The 'Settings' dropdown menu is open, showing options like 'Processing', 'Notifications', 'Payment Means / Terminals', 'JSON API basic authentication' (highlighted with a red arrow), 'JSON API client certificate', 'Saferpay Fields Access Tokens', 'Payment Page configuration', and 'IP permissions'. The main content area displays 'Your last login was at 11.02.2020 on 10:23.', 'E-Mail addresses incomplete', and 'Please complete the settings for your notifications.' A 'Complete' button is visible. On the right, a 'News' section titled 'Deactivation of deprecated interfaces' states that deprecated interfaces are deactivated by the end of 2020.

Create new JSON API login

 Payment Services

Sebastian Braun (e283887004) | Logout

English ▾

[Home](#) | [Transactions](#) | [Risk Management](#) | [Secure Card Data](#) | **Settings** | [Online Support](#)

Settings

Processing

Notifications

Payment Means / Terminals

JSON API basic authentication

JSON API client certificate


Saferpay Fields Access Tokens

Payment Page configuration

IP permissions

JSON API basic authentication

Customer ID: 283887

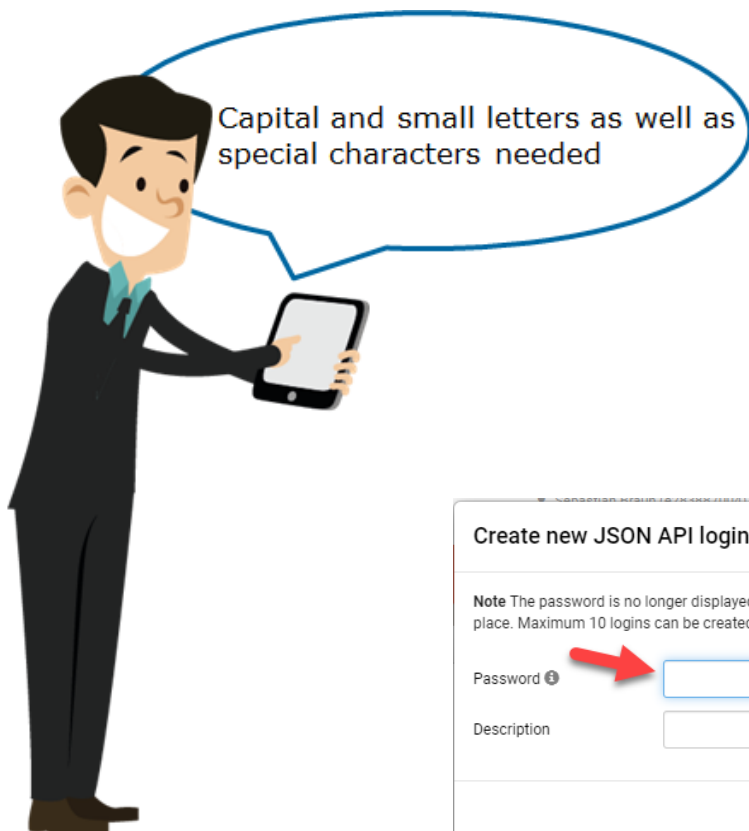
 **Note:** You can create up to 10 logins.

Create new JSON API login

<input type="checkbox"/>	Creation Date	Username	Description
<input type="checkbox"/>	11.02.2020 09:46	API_283887_74768425	Synxis

[Terms of use](#) | [Contact](#)

Saferpay is a registered trademark of the SIX Group.
Copyright © 2020 SIX Payment Services. All rights reserved.



Create new JSON API login

Note The password is no longer displayed after saving. Please note the password and keep it in a safe place. Maximum 10 logins can be created.

Password ⓘ

Description

 (optional field)

Cancel

Create

Additional information

The following SIX Payment account details are required to activate the payment gateway.

Customer ID



280742

Settings -> Payment Means / Terminals

Terminal ID



Settings -> Payment Means / Terminals -> Select account (eCommerce)

Select account

Saferpay eCommerce

eCommerce 17973321

User ID



Settings -> Payment Means / Terminals -> Select account (eCommerce)

API-280742-25428127

Password



Settings -> JSON API basic authentication

Create new JSON API login Password to be defined by you

<input type="checkbox"/> Creation Date	<input type="checkbox"/> Username	<input type="checkbox"/> Description
<input type="checkbox"/> 11.02.2020 09:46	Defined automatically	Name of integrator / Channel Manager